

## Article Info

Received: 11 Jan 2020 | Revised Submission: 29 May 2020 | Accepted: 30 Jul 2020 | Available Online: 15 Sept 2020

## Effect of Diesel and Castor Oil Biodiesel on a Diesel Engine

Jatinder Singla\*, Geetesh Goga\*\* and S. K. Mahla\*\*\*

### ABSTRACT

World is absolutely dependable on petroleum products from decades for getting everyday vitality needs. Manageable properties and eco-obliging nature of biodiesel has made it most surely understood among various different choices to oil based commodities. Scientists and specialists have reached the resolution that biodiesel can be a proper substitute for this circumstance. In the present examination blends of diesel and castor oil biodiesel were contemplated for considering their consequences for execution and outflow attributes. Blends of diesel-biodiesel were set up as D90/B10 and D80/B20. Then these blends were tested in a single cylinder, small utility diesel engine. It was concluded from the experimentation that blends of diesel and castor oil biodiesel results in increasing the BSFC and BSEC, and decreasing BTE of the engine. CO, HC and smoke discharges were observed to be diminished for fuel mixes having diesel and biodiesel, while NO<sub>x</sub> outflows enhanced as compared to diesel.

**Keywords:** Castor oil biodiesel; Performance; Emissions; Diesel engine.

### 1.0 Introduction

Oil based commodities are basically used by internal combustion engines, and with ignition of fuel, toxic gases are discharged from fumes of engine. Larger part of these gases brings about ozone harming substance discharges. Diminishing petroleum products, and fumes gases discharges have constrained the diesel engine specialists to scan for a substitute of regular diesel which can be secured from non-ordinary vitality assets and can likewise help in shortening the tailpipe outflows. Oxygenated powers like biodiesel are found to be one of the better choices for customary fuel, as it very well may be created from vegetable and animal fats and furthermore help in complete burning of fuel. It also aids in decreasing the noxious exhaust emissions. Many researchers have used biodiesel along with diesel in a diesel engine.

Babu et al. [1] have demonstrated that cetane number and calorific incentive as well as fragrant substance and type, sulphur content, thickness and so on are observed to be significant elements for emanation control. Mahla S K et al. [2] in their

examinations detailed that biodiesel was a verified low emanation fuel, which was acknowledged world over by engine makers, was more secure to deal with and required no different foundation for its dispersion and promoting. The biodiesel was the other to oil diesel and an eco-accommodating fuel produced using the neighborhood assets. Gerhard K. et al. [3] saw that vegetable oil have innate favorable circumstances of higher glimmer point, negligible sweet-smelling, sulfur substance and lubricity, yet at the same time not satisfactory in the business showcase due to high consistency, higher pour point, lower cetane number and caloric worth. It was accounted for that if oil is utilized legitimately it will cause channel stopping and cold beginning and higher explicit utilization. Nair et al. [4] did tests on a single cylinder, four stroke, water cooled, steady speed pressure start engine utilizing customary diesel and B10, B20, and B30 blends of Neem oil biodiesel. They assessed execution investigation of the diesel engine and presumed that BSFC was progressed for all tried fuel mixes in connection with benchmark diesel. BSFC further expanded with the expansion of neem oil methyl esters in the fuel mixes which was a

\*Department of Mechanical Engineering, IKGPTU Campus, Hoshiarpur, Punjab, India

\*\*Department of Mechanical Engineering, KC College of Engg. & IT, Nawanshahr, Punjab, India.

\*\*\*Corresponding author; Department of Mechanical Engineering, IKGPTU Campus, Hoshiarpur, Punjab, India  
(E-mail: mahla.sunil@gmail.com)


direct result of the second rate calorific estimation of neem oil methyl esters. Burning productivity improves attributable to the propelled measure of oxygen in the neem oil methyl esters which was the fundamental explanation behind expanded BTE for B10, B20 and B30 fuel mixes at all changing burden conditions in examination with conventional diesel.

So as to diminish expanding request of non-renewable energy sources and green house gas emanations there is a dire need of elective fills which diminishes the discharge of CO<sub>2</sub>. The objective is minimal hard to accomplish in huge scale control age. In any case, it turns out to be a lot simpler on account of conveyed vitality frameworks. Indeed, even now little scale control age can be CO<sub>2</sub> impartial. Be that as it may, the power produced from sun oriented light or wind is insecure, sporadic and relies upon climate conditions makes numerous issues with their reconciliation present power frameworks [5]. In light of this idea, the present examination centers around utilization of blends of diesel and castor oil methyl esters as liquid fuel.

## 2.0 Materials and Methods

Methyl esters were obtained in the science lab by utilizing trans-esterification process. 500 ml castor oil test was taken in measuring utensil and warmed upto thirty degree celcius to lessen viscosity of extract and channel it.

**Figure 1: Biodiesel Reactor**



135 ml alcohol (CH<sub>3</sub> OH) was held in a carafe and 1 gram by weight percentage (Approximately 2.5 grams) of Sodium hydroxide (NaOH) was included

into it. Flagon was secured and consistent blending until legitimate blending of methanol and sodium hydroxide arrangement on attractive stirrer was finished. An electric powered administrator stirrer was utilized for the response of CH<sub>3</sub> OH and NaOH arrangement with castor oil at steady temperature of 30°C at consistent rotation of 700 rpm for one hour as appeared in figure 1.

Figure 2 shows that the product was then allowable to settle down for some time to permit separation of ester phase (biodiesel) and glycerol phase.

Once the biodiesel was framed at the upper layer and glycerol stage at the base as appeared in Figure 3. At that point glycerol was isolated utilizing isolating pipe. Fluidized-bed separator was utilized for division of methyl ester and glycerol. The oil got from response was filled Fluidized-bed separator for 24 hours. Cleansing of methyl ester was finished by using water wash technique. During water wash the water was warmed upto 65°C and afterward mixed with methyl ester in fluidized-bed separator. The unrefined methyl ester and water blend was jiggled completely for 60 seconds and put on remain in isolating pipe to permit partition of methyl ester and H<sub>2</sub>O layers. After 24 hour time washing was again done. Water washing of the methyl ester therefore created is basic for evacuation of the pollutions and the leftover impetus, which might be hurtful for burning motors. It was decontaminated by washing with refined water to expel the entire leftover side-effects. Water washing was accomplished for 3-4 times to expel the glycerol from biodiesel.

**Figure 2: Product Allowed to Settle Down**




**Figure 3: Formation of Ester Phase and Glycerol**

For the elimination of  $H_2O$  matters and methanol after washing process biodiesel was heated at boiling point of water as shown in Figure 4. The quantity of water existing in the methyl ester can disturb the output of CI engine; consequently it is essential to eliminate the moisture content. At the end 458 ml biodiesel was produced. The whole process was repeated for producing more biodiesel.

**Figure 4: Heating of Biodiesel**

### 3.0 Fuel Blending

Mixes of Diesel and methyl ester were organized in several quantities. Mixes of diesel, and biodiesel were selected as depicted in Table 1. The percentage of biodiesel and was picked erratically. Some of the fuel blends are illustrated in Figure 5.

**Figure 5: Blend Formation****Table 1: Designation of Fuel Blends**

S. No.	Name	%age of diesel in pilot fuel	%age of biodiesel in pilot fuel
1	D90/B10	90	10
2	D80/B20	80	20

## 4.0 Results and Discussions

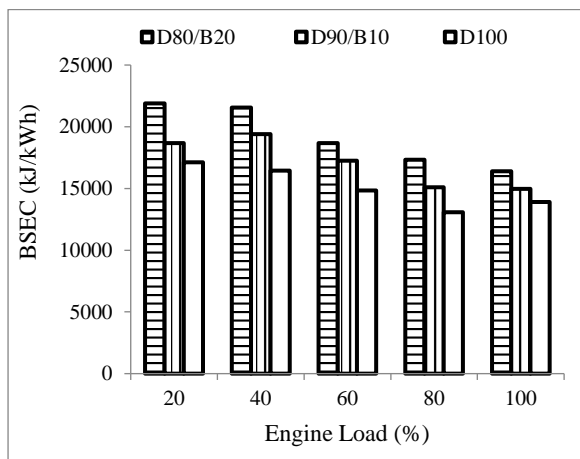
### 4.1 Mixture of diesel and biodiesel

The mixes of diesel and methyl ester are tried on the diesel engine in this part to check the performance and emanation parameters of the engine. Execution and exhaust emission readings of the CI engine for fuel blends D90/B10 and D80/B20 are associated with characteristic diesel. In this way, the diagrams including execution and exhalation parameters are consolidated and formed.

#### 4.2 Effect on brake specific energy consumption

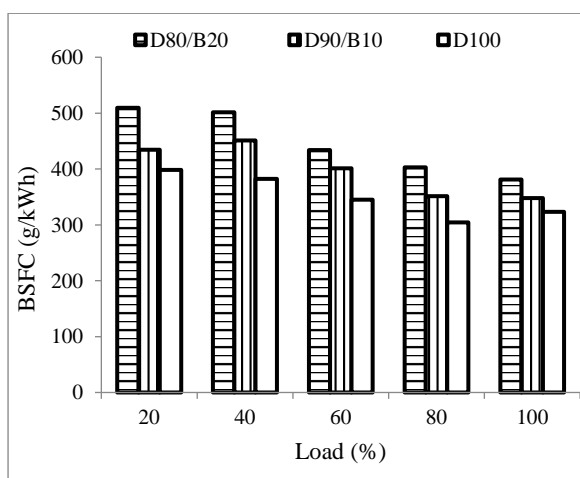
Deviation of BSEC with load is illustrated in Figure 6. Highest amount of BSEC was calculated for D80/B20 fuel blend and lowest for diesel fuel. This can be noted that fuel blend having 10% biodiesel has more value of BSEC than diesel and lower than D80/B20. So, increasing the %age of methyl ester in fuel blends BSEC also enhanced. Primary reason for this increase in BSEC may be on account of higher viscosity and low heating value biodiesel [6]. This can also be evaluated that enhancing engine load was contrariwise comparative to BSEC.

**Figure 6: Deviation of BSEC with Engine Load**



#### 4.3 Effect on brake specific fuel consumption

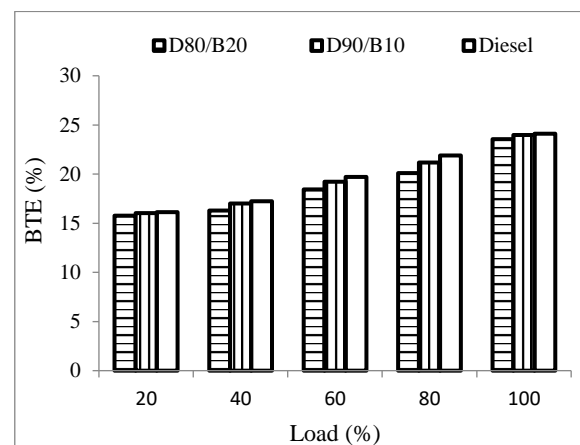
**Figure 7: Deviation of BSFC with Engine Load**



Deviation of BSFC with load is illustrated in Figure 7. Highest amount of BSFC was calculated

for D80/B20 fuel blend and lowest for diesel fuel. This was identified that fuel blends having 90% diesel has more value of BSFC than diesel and lower than D80/B20. So, increasing %age of methyl ester in fuel blends BSFC also increased. Primary reason for this increase in BSFC may be on account of higher viscosity and low heating value biodiesel. This can also be noted that enhancing engine load was contrariwise comparative to BSFC [6].

**Figure 8: Deviation of BTE with Engine Load**



#### 4.4 Effect on brake thermal efficiency

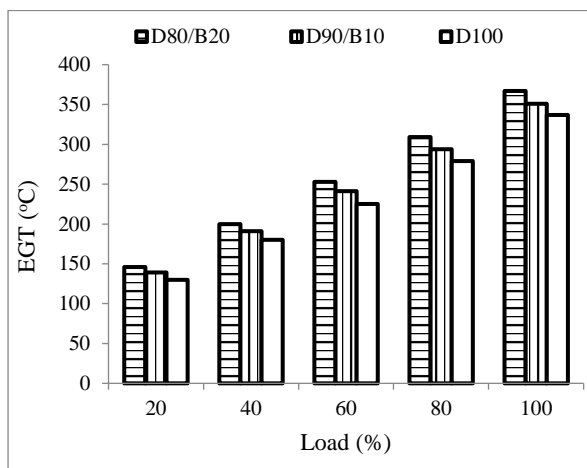
Figure 8 illustrates the variation of BTE with the load. An increase in BTE was observed with increasing engine load. Highest BTE was calculated for Diesel and lowest for D80/B20. Diesel fuel was observed to have more BTE than the remaining fuels tested during the experimentation. So, it can be concluded that by adding biodiesel in diesel BTE curtails. The reason for decrease in BTE after certain limit of biodiesel in fuel blend can be higher viscosity and lower heating value of biodiesel [7].

#### 4.5 Effect on exhaust gas temperature

The deviation of EGT with the load is illustrated in Figure 9. EGT is directly proportional with load because of fact that extra quantity of fuel is necessitated by engine at higher engine loads which aids in enhancing the EGT [8]. The temperature of the exhaust gas is maximum for D80/B20 and minimum for the baseline diesel. Fuel blends D90/B10 has higher EGT than diesel but lower than D80/B20. Consequently it can be concluded that the EGT enhances with enhancement in %age of methyl ester in the fuel mixes. The primary reason for this is more quantity of O<sub>2</sub> in methyl ester which aids in

impartial combustion of fuel and subsequently higher EGT [9].

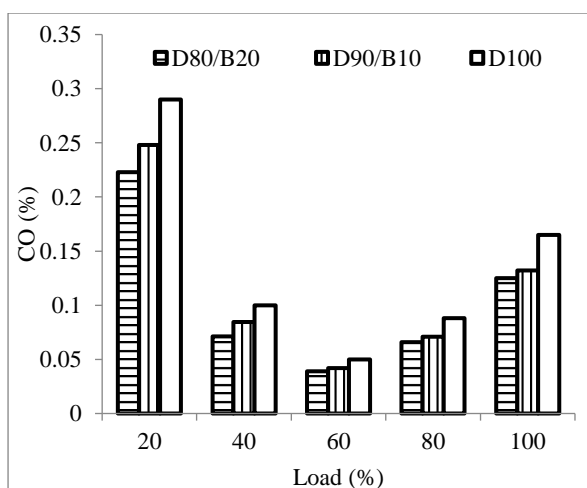
**Figure 9: Deviation of EGT with Engine Load**



#### 4.6 Effect on carbon monoxide

Figure 10 depicts deviation of CO exhalations with engine load. CO emissions were recorded to have increased with increasing engine load. CO emanations diminished attributable to reduced chamber temperature at low loads which confines the burning of HC and consequently prompts lesser Carbon monoxide outflows.

**Figure 10: Deviation of CO with Engine Load**



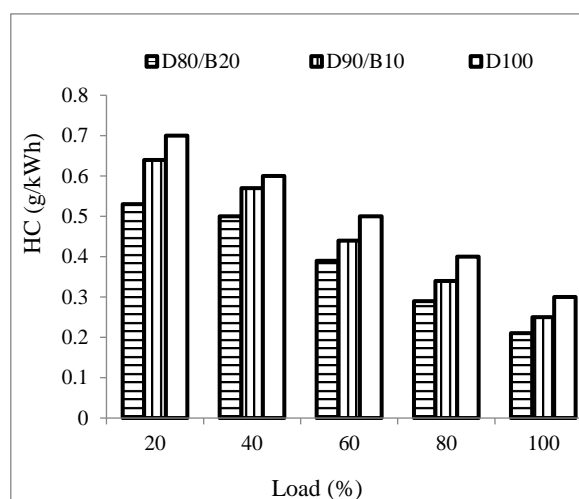
The rich fuel-air mixture at full loads achieves incomplete burning and henceforth adds to expanded CO emanations. Attributable to lean air-fuel blend lower quantity of oxygen is given to the fuel to finish ignition and consequently incomplete burning is

achieved [10]. It was noticed that maximum amount of CO discharge was found for fossil diesel and minimum for B80/B20 fuel blend. Decreasing value of Carbon monoxide exhalations were noted with increasing percentage of methyl ester fuel blends because of additional O<sub>2</sub> and lesser carbon contents contained in biodiesel.

#### 4.7 Effect on hydrocarbon

HC emanations are generated owing to partial combustion of fuel. Figure 11 depicts the hydrocarbon exhalations of various fuel blends versus engine load. The hydrocarbon exhalations were lower for fuel blends containing biodiesel in relation with pure diesel because of small ignition lag because of advanced cetane number of methyl esters vis-a-vis diesel [11]. Minimum hydrocarbon emanations were noted for D80/B20 fuel blend.

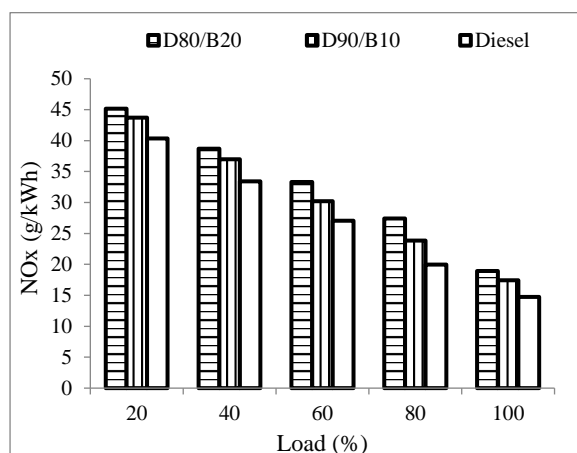
**Figure 11: Deviation of HC with Engine Load**



#### 4.8 Effect on oxides of nitrogen

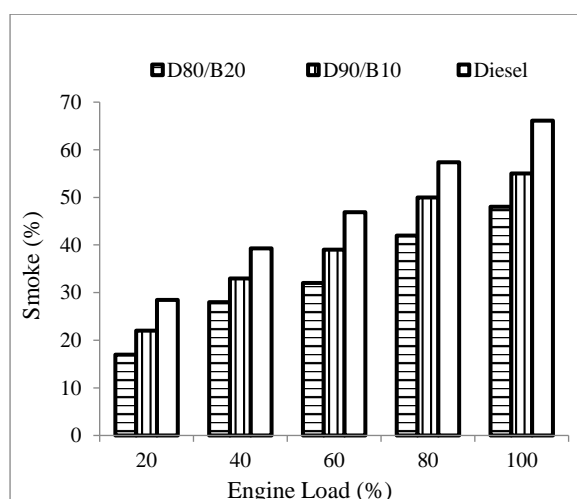
NO<sub>x</sub> exhalations are exhausted because of combination of oxygen and nitrogen elements at advanced temperature. Deviation of NO<sub>x</sub> w.r.t load is shown in Figure 12. Biodiesel has higher temperature of combustion and unsaturation degree of biodiesel is also high [12]. These were the main reasons for higher NO<sub>x</sub> emissions when diesel engine was powered with fuel blends having biodiesel. Maximum value of Oxides of nitrogen was noted for D80/B20, whereas minimum Oxides of nitrogen were observed for diesel. It was also noticed that increasing load results in decreasing NO<sub>x</sub> emissions.



**Figure 12: Deviation of NOx with Engine Load**

#### 4.9 Effect on smoke opacity

Deviation of smoke versus load is illustrated in Figure 13. The smoke opacity tends to decrease with rise in engine load. Maximum amount of smoke emission was noted for traditional diesel and minimum for D80/B20 fuel blend, which shows that as the %age of methyl ester enhances in fuel blends, smoke opacity decreases. The reason for lower smoke opacity with biodiesel is that biodiesel contains more oxygen than diesel which aids in full combustion of fuel & subsequently, low smoke emissions [13].

**Figure 13: Deviation of Smoke with Engine Load**

#### 5.0 Conclusions

Current work has explored the prospect of consuming castor oil methyl esters as liquid fuel energized CI engine in dual fuel operation.

- Transesterification process was utilized for the procuring the methyl esters from castor oil at 30°C temperature, Alcohol to oil Molar ratio is 1:6, NaOH (wt.% =1%) as catalytic agent & reaction time = 1 hour.
- The physicochemical properties of methyl esters and their mixes were established as per worldwide ASTM and EN standards.
- Biodiesel blends showed lower BTE and higher BSEC/BSFC as compared with diesel at all loads. An average of 2.3% BTE decreased by utilizing biodiesel in fuel blends and BSEC and BSFC enhanced by 17.65% and 16.98% by energizing the engine with blends having castor oil methyl esters. Higher viscosity and low CV of methyl esters vis-a-vis traditional diesel is main reason for this.
- NOx exhalations increased when methyl esters of castor oil are utilized in CI engine. An average enhancement of 26.76% was noted for castor oil biodiesel blended fuel corresponding to fossil diesel fuel. Because methyl esters of castor oil have extra O<sub>2</sub>, subsequently NOx emanations enhanced.
- Smoke opacity, CO and HC emanations were decreased by fuelling the diesel engine with castor oil methyl esters. An average decrement of 25.74%, 27.16%, and 22.91% was observed when the engine was run using castor oil biodiesel blends vis-à-vis fossil diesel fuel. Having excess O<sub>2</sub> in methyl esters, impartial combustion of fuel is attained inside the combustion chamber and lower smoke, HC and CO emanations are attained.

#### References

- [1] PS Babu, VR Mamilla. Methanolysis of castor oil for production of biodiesel, International Journal of Advanced Engineering Technology, 3(1), 2012,146- 148.
- [2] S Singh, SK Mahla. Emerging Scope for Biodiesel for Energy Security and Environmental Protection, IJAET, Life, 50(10), 2012,157-162.
- [3] Biodiesel: the use of vegetable oils and their derivatives as alternative diesel fuels. In ACS symposium series. Washington, DC: American Chemical Society, 666, 172-208.

- [4] K Basavaraju, J Rani. Performance and emission characteristics of a variable compression ratio diesel engine using methyl esters of mustard biodiesel blends, *International Journal of Engineering Reseach and Application* 11, 2014, 20–28.
- [5] SS Kalsi, KA Subramanian. Effect of simulated biogas on performance, combustion and emissions characteristics of a bio-diesel fueled diesel engine, *Renewable Energy* 106, 2017, 78-90.
- [6] P. Verma, M.P. Sharma, G. Dwivedi, Potential use of eucalyptus biodiesel in compressed ignition engine, *Egyptian Journal of Petroleum* 25, 2016, 91-95.
- [7] M Jindal, P Rosha, SK Mahla, A Dhir. Experimental investigation of performance and emissions characteristics of waste cooking oil biodiesel and n-butanol blends in a compression ignition engine, *RSC Advances* 5, 2015, 3863-3868.
- [8] Hifjur Raheman, Prakash C Jena, Snehal S Jadav. Performance of a diesel engine with blends of biodiesel (from a mixture of oils) and high-speed diesel, *International Journal of Energy and Environmental Engineering* 2013, doi: 10.1186/2251-6832-4-6
- [9] B Kathirvelu, S Subramanian, N Govindan, S Santhanam. Emission Characteristics Of Biodiesel Obtained From Jatropha Seeds And Fish Wastes In A Diesel Engine, 27(6), 2017, 283-290.
- [10] G Goga, BS Chauhan, S. Mahla, HM Cho. Performance and emission characteristics of diesel engine fueled with rice bran biodiesel and n-butanol, *Energy Reports by Elsevier* 5, 2019, 78–83.
- [11] R Alloune, M Balistrrou, S Awad, K Loubar, M Tazerout. Performance, combustion and exhaust emissions characteristics investigation using Citrullus colocynthis L. biodiesel in DI diesel engine, *Journal of the Energy Institute* 91(3), 2018, 433-444.
- [12] H Serin, S Yıldızhan. Performance and emission characteristics of hydrogen addition to tea seed oil biodiesel, *International Journal of Hydrogen Energy* 43(38), 2018, 18020-18027.
- [13] KA Abed, AK El Morsi, MM Sayed, AA El Shaib, MS Gad. Effect of waste cooking-oil biodiesel on performance and exhaust emissions of a diesel engine, *Egyptian Journal of Petroleum* 27(4), 2018, 985-989.