

Article Info

Received: 07 Oct 2018 | Revised Submission: 28 Oct 2018 | Accepted: 02 Nov 2018 | Available Online: 15 Dec 2018

Development of Efficient and Secure Image Transposal Algorithm Using 16 *16 Truncation Table

Vijay Bhandari*, Sitendra Tamarkar** and Piyush Shukla***

ABSTRACT

In later a long time, different mystery sharing plans for computerized pictures have been created in arrange to advance statement security. Past strategies in the writing have made endeavours efforts endeavours to accomplish the merits properties for a great mystery picture transposing such as execute (k,n) limit, basic recuperation, no pixel development, the produced covert pictureare important, the arrange of pictures is elective and lossless recuperation of the mystery image. To the leading of our information, no past mystery sharing scheme accomplishes all the over properties with great quality of important pictures. In this paper, we proposed puzzle picture montages based on data stowing away hypothesis to make strides the quality of important pictures with lower computation and great expansibility. In the light of, the proposed plans have the important points of lossless and elective arrange recuperation and no pixel development expansion extension development. This is observing with past advance appear the execution of the planned conspires. The calculations displayed permit distinctive aligned of protection for the data covered up in the covering-document.

Keywords: Truncation; Transformation; MSE; PSNR; NAE.

1.0 Introduction

For the purpose of the improvement of computer science [4,5,6,12], Web allows people to trade data effectively in expansive magnitude. Interference with, alteration and other defence issues take place and they debilitate intimidate undermine Debilitate the data security seriously. Therefore, data stowing away, whichever is individual the data security approaches, has showed up. Data covering up can insert mystery data into writings, pictures, recordings and other media intangibly. Additionally twisting[1,2,45], inserting ability, snippet rate and embedding(enclosing)effectiveness are the components whichever influence the execution of an data covering up strategy. Implanting capacity is the most vital figure, which alludes to the amount of hided mystery data. Be that as it may, the implanted mystery data would ordinarily present additional twisting and corrupt the security. Embedding (enclosing) effectiveness is a worldwide show, which is characterized as the proportion of covering up mystery data to snippet rate. In the hope that a great data stowing away strategy ought to be simple to

implant and extricate mystery data. The encryption procedure ensures illicit get to of the information in figure 1. The scrambled image[1,8,14,15,23,24] is a rowdy image[3,16,20] such that not anyone can get the mystery image[5,15] information without the exact key.

The Steganography[9,17] contains covered up a computerized picture into another cover mixed media in sequence such as image[15] and video. Steganography method [18,19,30] is utilized when encryption[2,22,25] is not satisfactory. The reason of Steganography[9] implants secrecy information in reselected image[31,45].

1.1 Picture de-blurring

Picture deblurring is inferred to the handle of planning the picture to make it a prevalent depiction on of the scene, and is basic in building pictures. Picture De-blurring Picture deblurring Picture deblurring is implied to the handle of handling the picture to make it a superior depiction on of the scene, and is essential in building pictures sharp and valuable.

*Corresponding Author: Department of Computer Science and Engineering, AISECT University, Bhopal, India
(E-mail: lnct.vijay@gmail.com)

**Department of Computer Science and Engineering, Rajiv Gandhi Technological University, India

***Department of Computer Science and Engineering, Rajiv Gandhi Technological University, India

1.2 Picture enrichment

It is the prepare that makes strides the worth of the picture for a particular operation. Advanced upgrade is the alteration of an picture to modify affect on the watcher. By and large improvement mutilates the unique advanced standard standard values; subsequently upgrade is not completed until the reclamation modes are completed.

Essential methods of advanced picture improvement are Spatial Space Methods; these procedures are based on coordinate control of picture elements in an picture while an alternative procedure is recurrence space methods which are based on adjusting the Fourier modification of the picture. Picture upgrades alter the visual affect of the picture by alter upgrade, Escalated, thickness cutting, edging upgrade, building advanced montages, creating manufactured stereo images.

1.3 Picture de-noising

Clamor diminishment This is the prepare of evacuating commotion from an picture. Computerized pictures are inclined to a assortment of sorts of commotions. Which happen due to blunders in the picture procurement prepare that consequence end results in picture element (pix) standards standard standards values that don't reproduce the genuine power of the genuine scene.

There is a few sorts of 2 commotion like the picture is filtered on or after a photo made on film, in adding to that the film speck itself is a source of clamor.

In adding clamor can too live the outcome of harm to the motion picture, or may be presented through the OCR device itself or in the event that the picture is procured straightforwardly in a computerized organize, the instrument for gathering the data can present commotion or may be electronic transference of picture data can present clamor. We may expel commotion by utilizing straight, middle or versatile sifting method.

There are two types of clamors that can be present in an image: the first one is random clamor and the second is non-random clamor. When some strips or lines disturb the image, it is a non-random type of clamor.

Where as some vital data regarding random picture elements is missing as may happen during scanning of a picture which is called random clamor.

1.4 Picture acquisition

Advanced Picture securing in picture planning preparing can be broadly characterized as the movement of recuperating an depiction on from a few basis, more often than not a hardware-based cause, so it know how to be passed from first to last whatsoever modes require to take place a little instance afterward. Permodeing arts depiction on securing in depiction on MANAGING is continuously the to begin with step in the endeavor outflow arrangement since, devoid of an picture, no planning is feasible.

The depiction on with the intention to procured is totally natural and is the end result of the kind of equipment that was utilized to turn out it, whichever know how to be exceptionally imperative in a few fields to have a reliable standard from which to endeavor.

This endeavor is individual extremely objectives of prepare be in the direction of a source of input that endeavors interior such controlled and measured rules that the similar depiction on be capable of, on the off chance that fundamental, be about superbly duplicated beneath the similar conditions. So atypical variables are less demanding to find and kill.

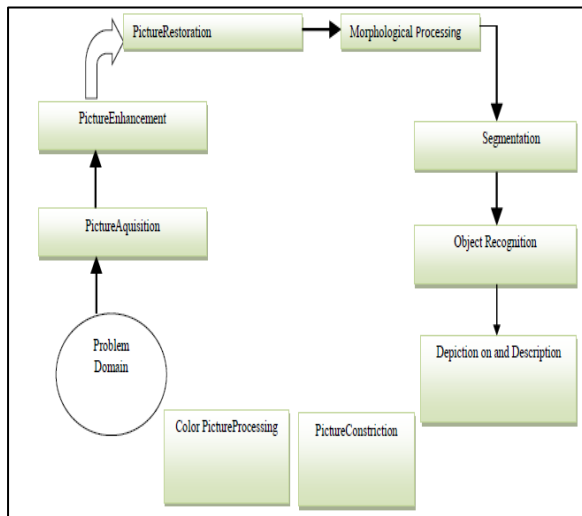
1.5 Picture registration

It is griping of altering diverse sets of data into one facilitate frame endeavor. Data may be altered photos or data from diverse sensors, times, profundities, or viewpoints.[20] It is utilized in CPU visualization, therapeutic visualizing, military programmed end acknowledgment, and composing and resolving pictures and data since satellites.

Enlistment is fundamental in arrange to be proficient to contrast or coordinated the data gotten starting these distinctive estimations.

1.6 Feature identifying

It alludes to methods that point at computing deliberations of picture data and building neighborhood choices at all picture point whether there is an picture include of a given sort at that point or not. The coming about highlights will be subsets of the picture space, frequently in the shape of disconnected face employees, nonstop bends or associated districts. Type of montage picture i.e. depiction on depends on the coordinating of picture element esteem for the implanting stage.

Fig 1: Section Diagram of Key Phases in Artificial Picture Dispensation

2.0 Related Work

2.1 An edge based picturesteganography with compression and encryption

Security of mystery information has been a major issue of concern from old time. Steganography and cryptography are the two procedures which are utilized to decrease the security threat. Cryptography is an craftsmanship of changing over mystery significance in other than human lucid shape. Steganography is an craftsmanship of stowing away the presence of mystery signification. These procedures are required to ensure the information robbery over quickly developing organizes. To accomplish this there is a require of such a framework which is exceptionally less vulnerable to human visual framework.

In this paper a unused strategy is going to be presenting for information transmission over an unsecure channel. In this paper mystery information is compressed to begin with utilizing LZW calculation some time recently implanting it behind any cover media. Information is compressed to decrease its estimate.

After compression information encryption is performed to increment the security. Encryption is performed with the offer assistance of a key which make it troublesome to get the mystery signification indeed in case the presence of the mystery signification is revelled. Presently the edge of mystery signification is recognized by utilizing canny edge locator and at that point inserted mystery

information is put away there with the offer assistance of a hash work. Proposed procedure is executed in MATLAB and key quality of this extend is its gigantic information covering up capacity and slightest twisting in Stego picturei.e. representation. This strategy is connected over different picturei.e. representations and the comes about appear slightest twisting in modified picturei.e. representation.

2.2 Implementation of picturesteganography algorithm using scrambled pictureand truncation

Coefficient Modification:In DCT To ensure reliability and integrity in information transmission, picturesteganography is cutting edge knowledge in today's digital world. It can be implement in spatial, time and frequency domain. In this research article, an effective algorithm has been introduced which would embed clandestine signification data, scrambled by Arnold Transform, in frequency domain using the truncation coefficient modification in Discrete Cosine Transform (DCT)[43].

3.0 Proposed Modelling

3.1 Problem definition

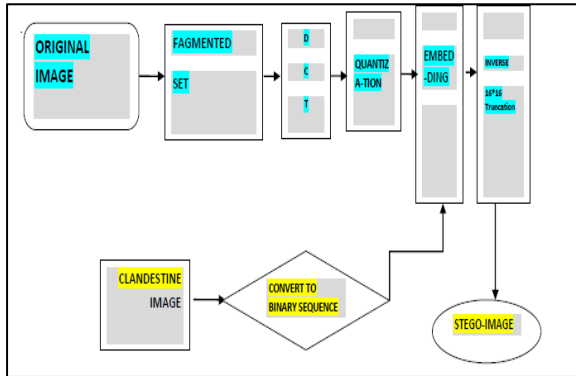
A novel type of digital art, called covert-morsel-visible mortgage, has been proposed here, that can be able to present security towards our images or covert statement of covert images.

The montage pictureof this type is soothed of small-scale snippet of an input covert pictureand though all the snippet of the covert pictureare clearly seen, they are very tiny in size and so arbitrary in place that people cannot outline out what the basis covert picturelooks like, but the technique implemented here contains more error rate and has more computation time since it is based on greedy search algorithm.

3.2 Proposed methodology

It Involves Following Steps:

In the first place we take covert picturepartition into pantiles then convert each pantile pictureinto a binary value through 16×16 truncation. It can be a form of covert value by combining all the value, after that embed this covert value in the original picturethrough 16×16 truncation. after all sender to receiver extraction of covert value. Convert it into panties. Combine these pantiles to frame mystery image.

Fig 2: Outline of the Proposed Work

Firstly transformation operation performing while truncation is parallel doing function but Embedding is next process and finally we perform inverse transformation.

3.2.1 Transformation

At this stage the partition of the picture in the sections is done. Each section is denoted by a_i then 16*16 Truncation is applied to each one of the section denoted by c_i .

$$C_i = T a_i T'$$

The chip rate is calculated first which is the ratio of total no. of pixel in the host picture by the no. of pixel in pantile, then the value of chip rate is used to find the $pn_sequence$ which is an array initiated by 1 to the value of chip rate, then temp is calculated by this chip rate and the value of temp rows and temp column is considered from the all pixel value of the face image, the watermarked significance of the pixel of pantile gets embedded in this region of temp rows and temp column.

3.2.2 Truncation

It is the technique used in picture processing to reduce the redundancies, the lossy compression method is utilized here which is accomplished by compressing a extend of values to a as it were quantum esteem.

When the number of discrete symbols or the pixel are assigned by one constant value and then discrete symbols are generated as the pixels are less than this constant value assign to -1 and greater than this constant value are assigned as +1 then by this we can able to reduce the given stream, the flow becomes more packed in.

Most compelling evidence is clandestine pictures should be converted into a binary sequence (mi). This binary sequence is embedded in the middle and high frequency region of c_i to get stego-section s_i . Embedding process is based on applying magnitude modulation to the quantized value of the host 16*16 truncation coefficient.

$$S_i(u,v) = \begin{cases} c_i'(u,v) + Qstep(u,v)/3, & \text{if } mi=0 \\ c_i'(u,v) - Qstep(u,v)/3, & \text{if } mi=1 \end{cases}$$

mi = each section of the clandestine picture converted into a binary sequence. Embedding process is based on magnitude modulation to the quantized value of the host 16*16 Truncation coefficients. Embedding requires the selection of a suitable region in which the pantile should be embedded.

3.2.3 Inverse transformation

For each stego section s_i (pixel value is converted in binary), the inverse 16*16 quantization will be applied to get the output sections d_i . This is the inverse process of 16*16 truncation as it requires to retrieve the original clandestine image.

$$d_i = T' S_i T \quad (1)$$

During extraction the encrypted information need to extract first then the correct sequence of pantiles is obtained.

$$\text{Section size} \quad R = 112 \quad (2)$$

Here we use pseudo random number generation for the generation of binary key from image. The tiny picture (black and white) can be used for generating TRNGs and also picture from paint software (eg. MS-Paint from Windows). The pixel value of the picture can be generated with the simple functions in Matlab tool and it is converted into string value. To convert the pixel value of the picture into the binary value from integer, we have to check the RGB value of the each and every pixel. And then compare the pixel value.

The corresponding values (0's and 1's) are written in the text file from left to right or in any other format. If there is a small change in the picture it leads to a big difference in the generated random

numbers. Here, the concatenated value of the pixel are shown

```

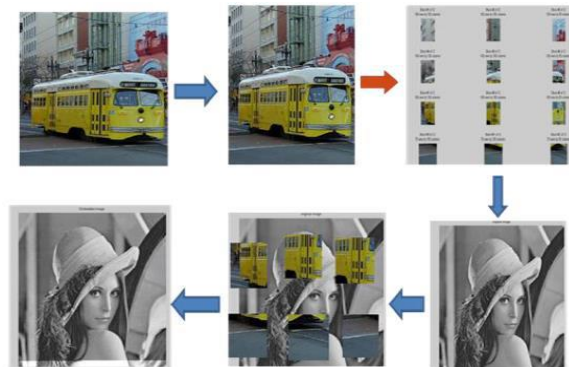
1010101010110010000000000
0100011111010111000000000
1010010111110010000000000
1001011001001001000000000
0110110111111010000000000
1001011011111101000000000
0100001111111010000000000
1011111110111110000000000
0101001110101111110010100
111010111111111111101110
100010111111111111000010
101101000101111111111110
0110101111001111111110000
0111110111111111111001010
0110101111111111111010110
1011011111111111101111010
0011011111111111000000000
1111101111111001000000000
0100101111111111000000000
1110011111110010000000000
0101100001100111000000000
1110111011101101000000000
0101001100011010000000000
1010100010110010000000000
0000000000000000000000000

```

From the generated binary value embedding is performed, which embedded the clandestine picture into the cover picture and send it to the receiver. At the receiver end the binary value is extracted and is again converted into pantile images. These pantile images are then embedded to make a clandestine image. First picture is the original picture or the clandestine picture then the pixel value of this picture is converted into the binary form by using transformation which is the second picture and the division of the picture takes place in the third picture. The number of pantiles in this picture is twelve, proposed technique is also able to divide the clandestine picture into more small part, then the next picture is the end picture which have been selected from our database on some similarity measures after that embedding is done by exchanging the pixel value using 16*16 Truncation algorithm and the resultant picture is our montage image [10,14] having some distortion in the pixel value as during embedding may be some noise get entered but the error rate calculated here is less than that of the previous and existing

work. The sequence of the pantiles is also maintained here.

Fig 3: Illustrations of Creation of Clandestine-Fragment-Visible Montage Image



3.0 Results and Discussions

3.1. Cover image

Fig 3.1: Cover Image



Fig 3.2: Clandestine Image



3.3 Tiles of the clandestine image

Fig 3.3: Pantiles of the Clandestine Image




Fig 3.4: Embedding Picture



3.4 Embedding image

No of tiles	MSE	NAE	NCC	PSNR
6	0.17	0.00031	1.16	59.5
12	0.171	0.00047	1.14	59.5
15	0.30	0.00053	1.17	60.4

3.5 Existing work

No. of tiles	MSE	NAE	NCC	PSNR
6	0.22	0.0017	1.0004	54.6
12	0.23	0.0018	1.0000	54.8
15	0.31	0.0016	0.0012	55.78
18	0.29	0.0012	0.0001	54.32
20	0.25	0.0012	0.0008	55.89

3.5 Proposed work

18	0.2635	0.00067	1.17	59.68
20	0.2745	0.00049	1.74	60.25

4.0 Conclusions

As a result we work that gives less compression time. The strategies we are executing here too give a more effective method to verifying the client to get to the unique image. By the distinctive parameter we calculated here we discover ultimately that our proposed work is more proficient than the other procedure.

Acknowledgments

Our thanks to the Dr. Piyush Shukla and Dr. Sitendra Tamrakar who guide me a lot and I really thanks to them for a paper writing. I am grateful for them.

References

- [1] CN Yang. Extended color visual cryptography for black and white clandestine image. Theoretical Computer Science, 2016, 143-161.
- [2] D Xu. Separable and error-free reversible data hiding in encrypted images. 2016, 9-21.
- [3] V Bhandari, S Tamarkar, P Shukla. A Survey on: creation of montage images. International conference on advances of electronics computer & mathematical sciences, 2016.
- [4] M Ponti. Picturetruncation as a dimensionality reduction procedure in color and texture feature extraction. 2015, 1-12.
- [5] A Rose. A covert verifiable scheme for clandestine picturesharing. Second International Symposium on Computer Vision and the Internet 2015, 140 – 150.
- [6] T Qiao. Steganalysis of jsteg algorithm using hypothesis testing theory. Journal on Information Security, 2015, 1-16.

- [7] CWei, Shiu, YC Chen, W Hong. Encrypted image-based reversible data hiding with public key cryptography from difference expansion. 2015.
- [8] WC Kuoa. High capacity data hiding scheme based on multi-bit ecoding function. 2015.
- [9] R Mishra. An edge based picturesteganography with compression and encryption. IEEE 2015,International Conference on Computer, Statement and Control.
- [10] A Manjrekar. A novel approach for data transmission technique through clandestine fragment visible montage image. Emerging Research in Computing, Information, Statement and Applications, 2015.
- [11] TA Edwina, D Mathew. Steganographic technique using covert adaptive pixel pair matching for embedding multiple data types in images. IEEE 2015, 426-429.
- [12] R Mishra. A review on steganography and cryptographyT. International conference on advances in computer engineering and applications, IEEE, 2015.
- [13] X Li. A complete color normalization approach to histo-pathology images using color cues computed from saturation-weighted statistics, IEEE, 2015.
- [14] YL Lee. A new covert picturetransmission technique via clandestine-fragment-visible montage images by nearly reversible color transformations. IEEE transactions on circuits and systems for video technology, 24(4), 2014, 695-704.
- [15] Y Zhou. (n, k, p)-Gray Code for PictureSystems. IEEE transactions on cybernetics, 43(2), 2013, 515-525.
- [16] G, Aparajita. A fast and efficient data hiding scheme in binary images. Eighth International Conference on Intelligent Information Hiding and Multimedia Signal Processing, IEEE 2012. DOI 10.1109.
- [17] RJ Chen, JLin L. Novel multi-bit and multi-picturesteganography using adaptive embedding algorithms with minimum error. Fifth International Conference on Innovative Mobile and Internet Services in Ubiquitous Computing, IEEE 2011.
- [18] S Keshari. Weighted fractional fourier transform based picturesteganography. International Conference on Recent Trends in Information Systems, IEEE 2011.
- [19] P Marwaha, P Marwaha. Visual cryptographic steganography in images. Second International Conference on Computing, Statement and Networking Technologies, IEEE 2010.
- [21] YH Yu, CC Chang, IC Lin. A new steganographic method for color and grayscale picturehiding. 2007.
- [22] L Kamstra. Reversible data embedding into images using wavelet techniques and sorting. IEEE transactions on picture processing, 14 (12), 2005, 2082-2091.
- [23] A Sinha. A technique for pictureencryption using digital signature. Science 2003, 239-245.
- [24] IJ Lai, WH Tsai. Clandestine-Fragment-Visible Montage Image–A New Computer Art and Its Application to Information Hiding. IEEE Transactions on Information Forensics and Security, 6(3), 2011, 936-945.
- [25] A Sinha, K Singh. A technique for pictureencryption using digital signature. Optics communication, 2, 2003.
- [26] R Thakare, B Sumit, U Kulkarni. A Method for Clandestine ictureTransmission to Preserve Privacy. Sensors and Picture Processing, Advances in Intelligent Systems and Computing 651.

- [27] D Coltuc, JM Chassery. Very Fast Watermarking by Reversible ontrast Mapping. IEEE Signal Processing Letters, 14(4), 2007.
- [28] TR Nielsen, P Drewsen, K Hansen. Solving jigsaw puzzles using picturefeatures. Pattern Recognition Letters 29, 2008.
- [29] B Zeng. Directional Discrete Cosine Transforms-A New Framework for PictureCoding. IEEE Transactions On Circuits And Systems For Video Technology, 18(3), 2008.
- [30] BB Gupta, SK Bandyopadhyay. Implementation of PictureSteganography Algorithm using Scrambled Pictureand Truncation Coefficient Modification in DCT. IEEE Computer Society 2015.
- [31] SX Chen, FW Li. Color PictureRetrieval Based on Vector Truncation. IEEE 2010.
- [33] S Kaur, S Bansal. Steganography and Classification of PictureSteganography Techniques. International Conference on Computing for Sustainable Global Development 2014.
- [34] H Nicolas. New Methods for Dynamic Montageking. IEEE Transactions On Pictureprocessing, 10(8), 2001
- [35] SR Subramanya. Picture compression techniques getting a handle on various options. IEEE 2001.
- [36] CT Yang, WCC Chu. Optimizing PSNR for Picture atermarking using Summation Truncation on DWT Coefficients. IEEE 39th Annual International Computers, Software & Applications Conference 2015.
- [37] JY Zheng, DH Liang. A DCT-based digital water marking Algorithm for image. International Conference on Industrial Control and Electronics Engineering, 2012.
- [38] M Schukat. Public Key Infrastructures and Digital Certificates for the Internet of Things. IEEE 2015.
- [39] DG Singhavi, PN Chatur. A New Method for Creation of Clandestine-FragmentVisible-Montage Picturefor Covert Communication. IEEE, 2nd International Conference on Innovations in Information Embedded and Communication Systems ICIIECS'15.
- [40] EG Fidalgo, AOrtiz, FB Pascual. Fast PictureMontageing using Incremental Bags of Binary Words. IEEE International conference on Robotics and Automation (ICRA) Stockholm, Sweden, 5, 2016
- [41] AH Pascaline. Using Photo montage and Steganographic techniques for Hiding Information inside Picture Montages. IEEE, 2015
- [42] ZW Liao. Picture processing using template model and wavelet domain hidden markov model. Proceedings of the Third International Conference on Machine Learning and Cybernetics, Shanghai, 8, 2004
- [43] M Mohanty, MR Asghar, G Russello. 2DCrypt: PictureScaling and Cropping in Encrypted Domains. IEEE Transactions on Information Forensics and Security.
- [44] R Gupta. New Proposed Practice for Covert PictureCombing Cryptography Stegnography and Watermarking based on Various Parameters. IEEE 2014.
- [45] S Sirsikar, J Salunkhe. Analysis of data hiding using Digital PictureSignal Processing. International Conference on Electronic Systems, Signal Processing and Computing Technologies, 2014.
- [46] S Kumar BJ, R Raj V K, A Nair. Comparative Study on AES and RSA Algorithm for Medical images. International Conference on Communication and Signal Processing, 4, 2017.

- [47] L Kamstra, HJAM Heijmans. Reversible Data Embedding Into Images Using Wavelet Techniques and Sorting. IEEE Transactions On Pictureprocessing, 14(12), 2005.
- [48] A Aryal, S Imaizumi,T Horiuchi, H Kiyay. Integrated Algorithm for Section-Permutation-Based Encryption with Reversible Data Hiding. Proceedings of APSIPA Annual Summit and Conference 2017.
- [49] AS Chavan, AA Manjrekar. Data Embedding Technique Using Clandestine Fragment Visible Montage Picturefor Covered Communication. International Conference on Information Processing (ICIP) Vishwakarma Institute of Technology. IEEE 2015.
- [50] C Blundo, C Galdi. Hiding Information in PictureMontages. British Computer Society 2003.
- [51] GUlutas, M Ulutas, VV Nabiyev. A New Cascaded Clandestine Picturesharing Scheme, IEEE 2012.